

sciae

44 Avenue Paul Girard
10500 DIENVILLE
FRANCE

www.sciae.com

RUSH

INDICE A - 07/12/2018

RUSH 4405 JEU DE 2 ETAGERES MURALE N°J2 Réf: 18SB99J2

NOTICE DE MONTAGE

ASSEMBLING INSTRUCTIONS

MONTAGEANLEIUNG

MANUAL DE MONTAJE

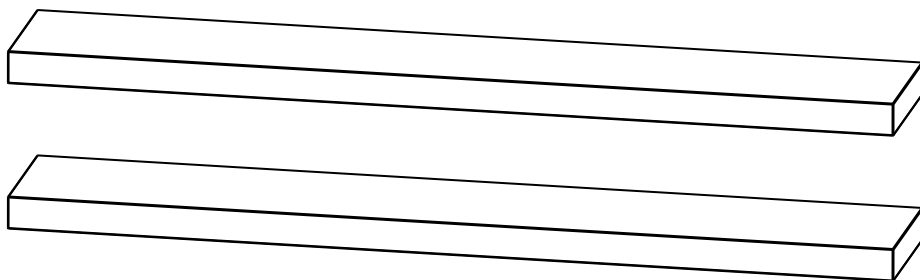
MONTAGEVOORSCHRIFT

INSTRUÇÕES DE MONTAGEM

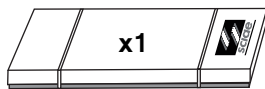
ISTRUZIONI DI MONTAGGIO

ИНСТРУКЦИЯ ПО СБОРКЕ


Naputci za montažu



0H30



Package 1: 12 Kg



F POUR L'APRES-VENTE, RETOURNEZ AU MAGASIN AVEC CETTE NOTICE

GB FOR THE AFTER SALES, GO BACK TO THE SHOP WITH THIS ASSEMBLY INSTRUCTION

D WENDEN SIE SICH BITTE AN IHREN HANDLER UND GEBEN SIE IHM DIE KENNUMMER DES MOBELS UND DIE TEILNUMMER

E EN CASO DE SERVICIO POST-VENTA DEBEN DE VOLVER A LA TIENDA CON LAS INSTRUCCIONES DE MONTAJE



NL VOOR SERVICE NA VERKOOP, GA NAAR UW LEVERANCIER MET DEZE MONTAGE HANDLEIDING

P PARA O POS VENDA, VOLTE A LOJA COM ESTA FOLHA

I SERVIZIO POST VENDITA: E NECESSARIO PRESENTARSI SUL PUNTO VENDITA CON QUESTE ISTRUZIONI DI MONTAGGIO

RU ДЛЯ ПОСЛЕПРОДАЖНОГО ОБСЛУЖИВАНИЯ ПРОСЬБА ОБРАТИТЬСЯ В МАГАЗИН ПРЕДЪЯВИВ НАСТОЯЩУЮ ИНСТРУКЦИЮ ПО СБОРКЕ

HR U SLUČAJU REKLAMACIJE, VRATITE SE NA PRODAJNO MJESTO S OVIM UPUTAMA ZA MONTAŽU

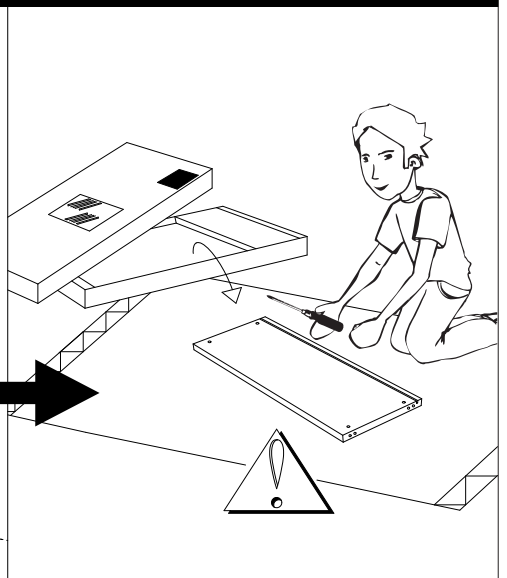


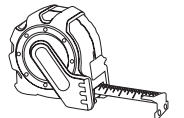
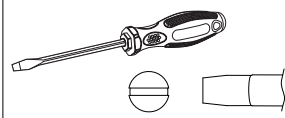
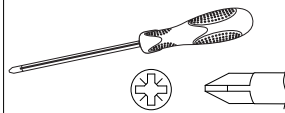
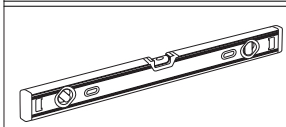
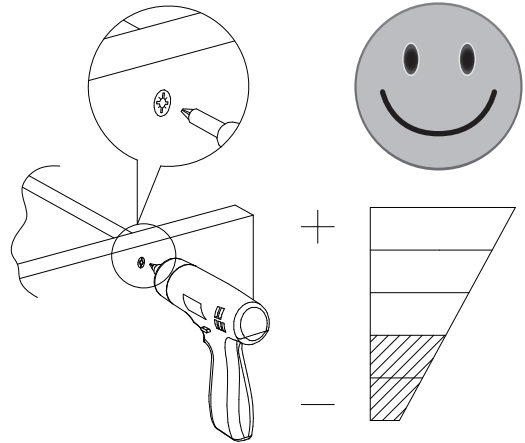
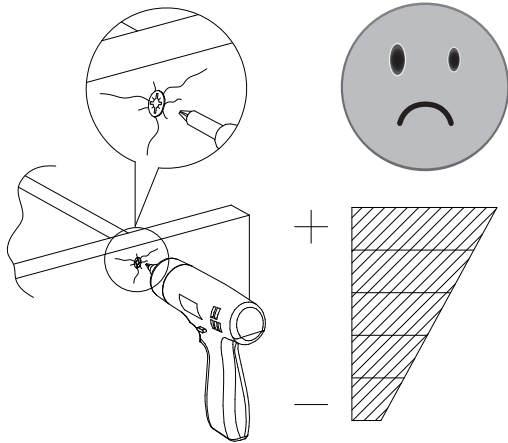
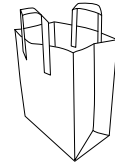
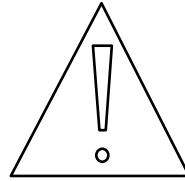


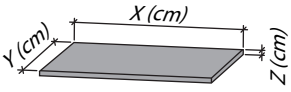
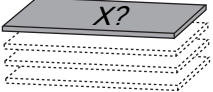
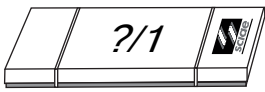

SCIAE se réserve le droit de modifier sans préavis tout ou partie de ses collections - Meuble vendu sans accessoire

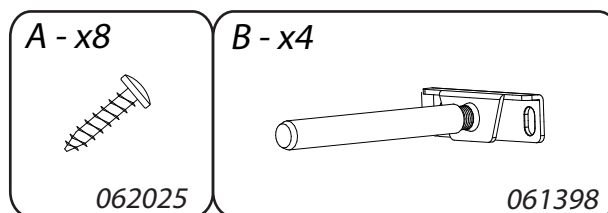
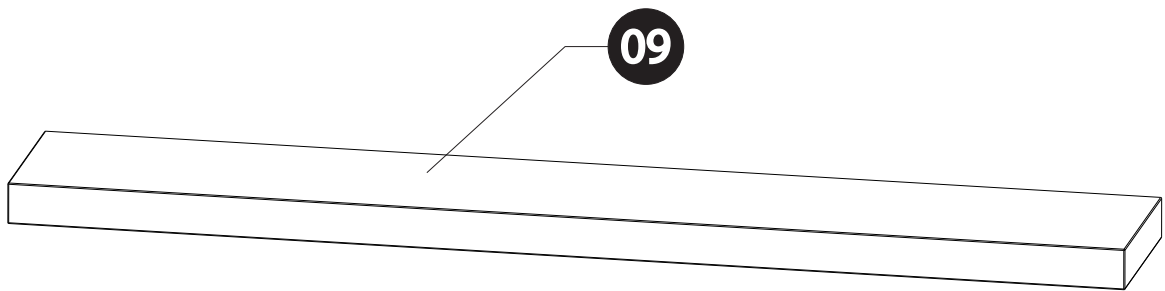
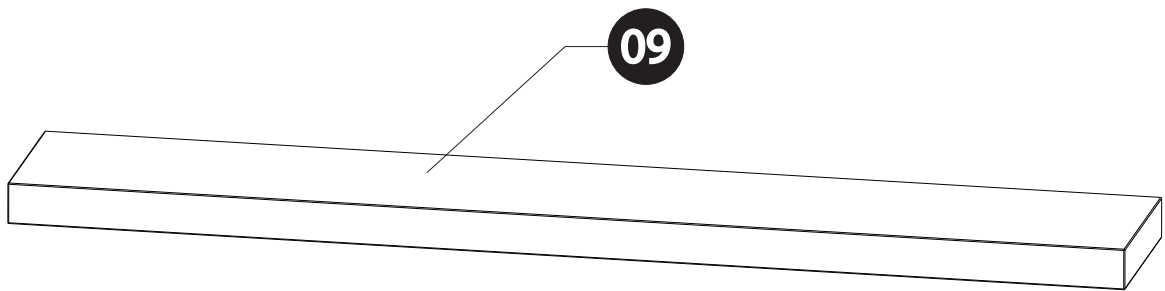
	<p>+40°C +104°F</p>	
	<p>HYGROMETRIE HYGROMETRY</p>	
	<p>+15°C +59°F</p>	<p>40%-65%</p>

--	--	--	--

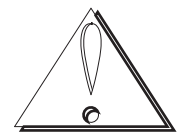
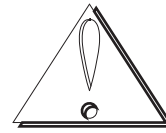
	<p>1 an 1 year</p>	<p>OK</p>



<i>DESIGNATION</i>		N°		
TabletteS	105 x 22 x 3,8	9		1/1

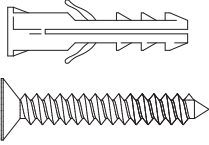


Il existe une grande diversité de types de murs ou cloisons, c'est la raison pour laquelle nous ne pouvons vous fournir le type exact de fixation. Il est nécessaire d'identifier le type de paroi à laquelle vous allez fixer ce produit afin de vous procurer les fixations appropriées. Voici quelques exemples de fixations conseillées pour :

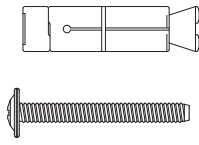


LES MURS PLEINS

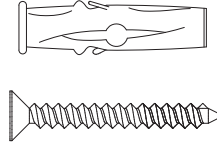
CHEVILLE NYLON
"FISCHER"



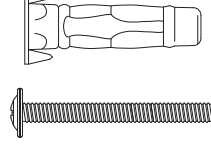
CHEVILLE D'ANCRAGE
METAL



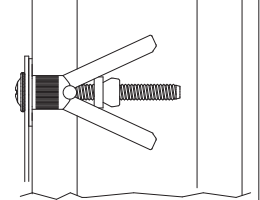
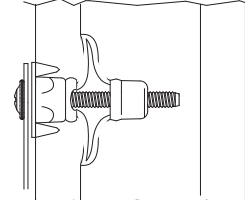
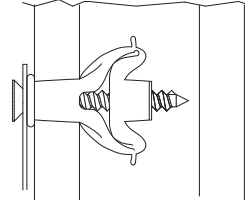
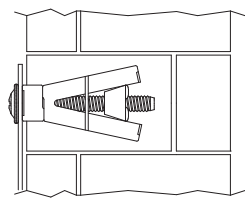
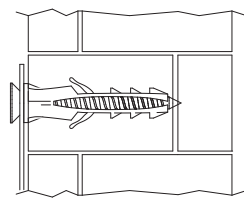
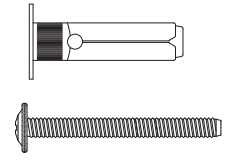
CHEVILLE D'ANCRAGE
A AILETTES EN NYLON



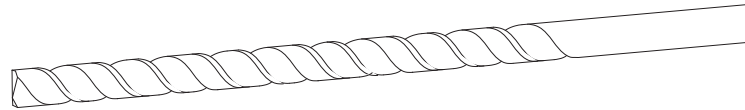
CHEVILLE METALLIQUE
A EXPENSION



CHEVILLE "MOLLY"



LES CLOISONS CREUSES



Utiliser une taille de forêt adaptée à la quincaillerie utilisée et au type de mur.

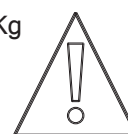
Nous recommandons que ce produit soit monté par des installateurs spécialisés seulement. S.C.I.A.E décline toute responsabilité pour des dommages causés par l'assemblage, l'installation ou l'utilisation incorrects. Assurez-vous que le mur soit capable de supporter le poids du meuble. S'il y a un doute quant aux caractéristiques du mur soumis à cette charge, consultez s'il vous plaît un professionnel du bâtiment.

We recommend that this product is installed by specialist installers only. S.C.I.A.E accept no liability for damages caused by incorrect assembly, installation or improper use. Ensure that the wall is sufficient to hold the weight of the screen and that of the bracket. If there is any doubt regarding the condition or the load bearing of the wall, please consult a specialist from the building trade.

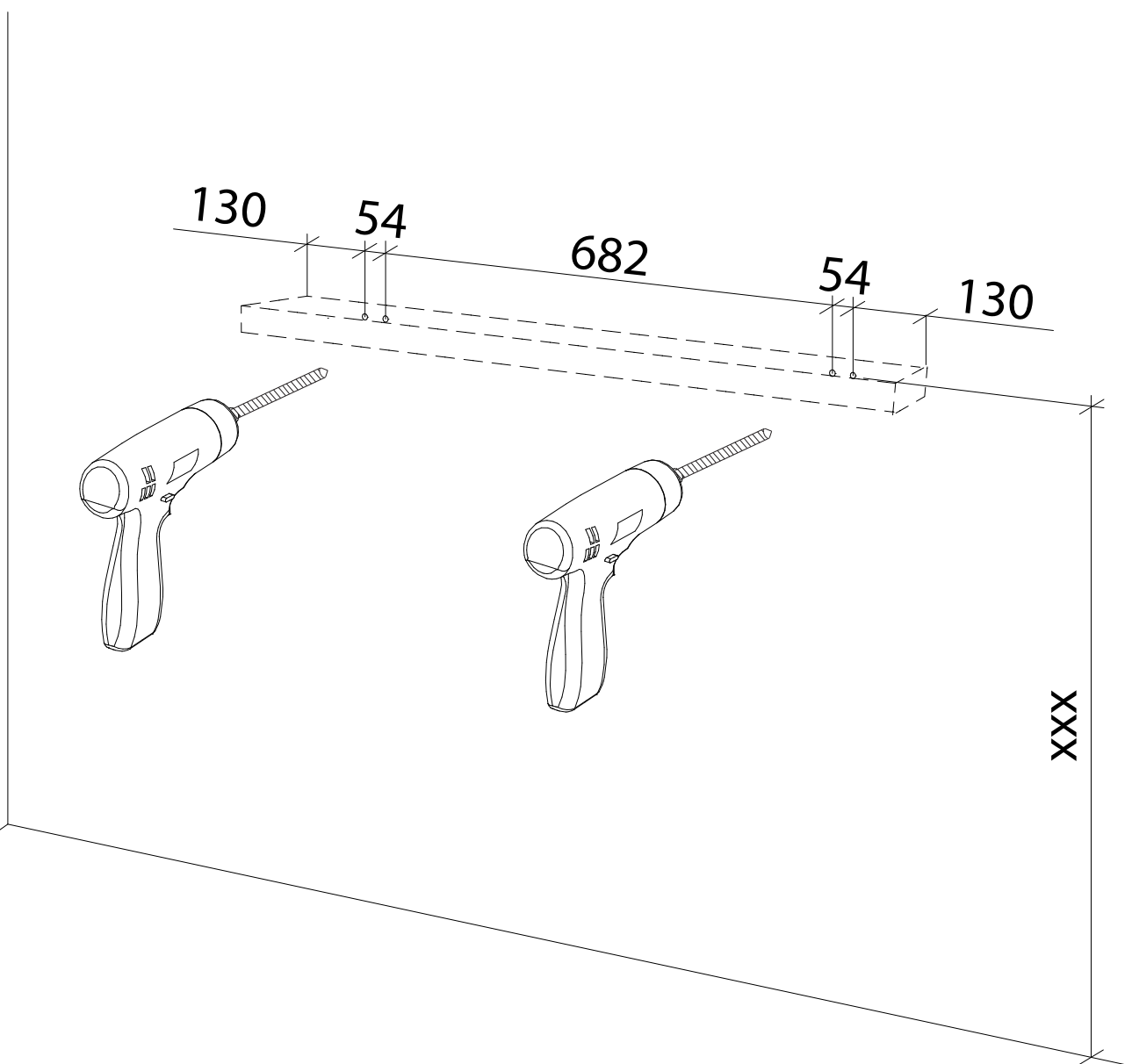
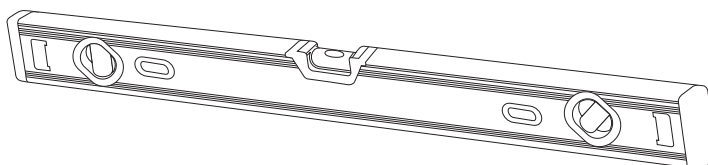
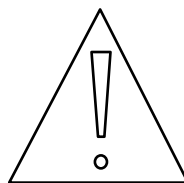
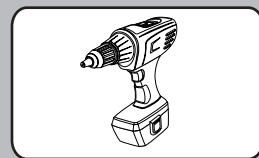
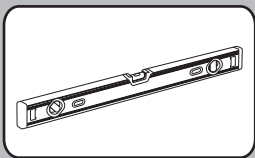


POIDS D'UNE TABLETTE A VIDE: 6Kg

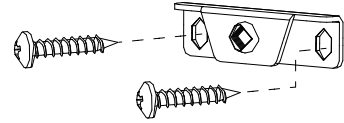
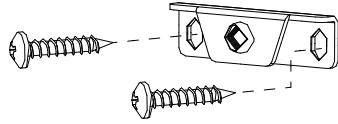
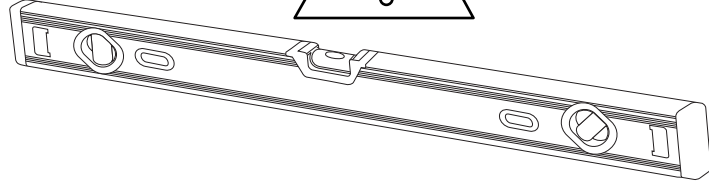
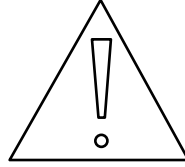
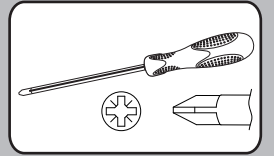
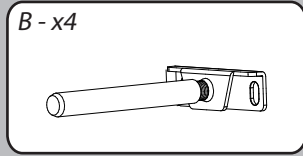
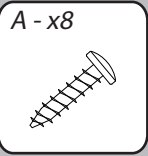
FURNITURE WEIGHT (empty): 6Kg



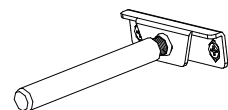
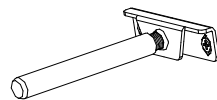
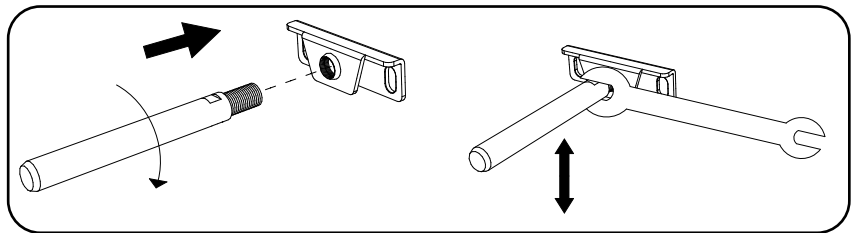
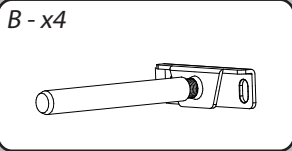
1

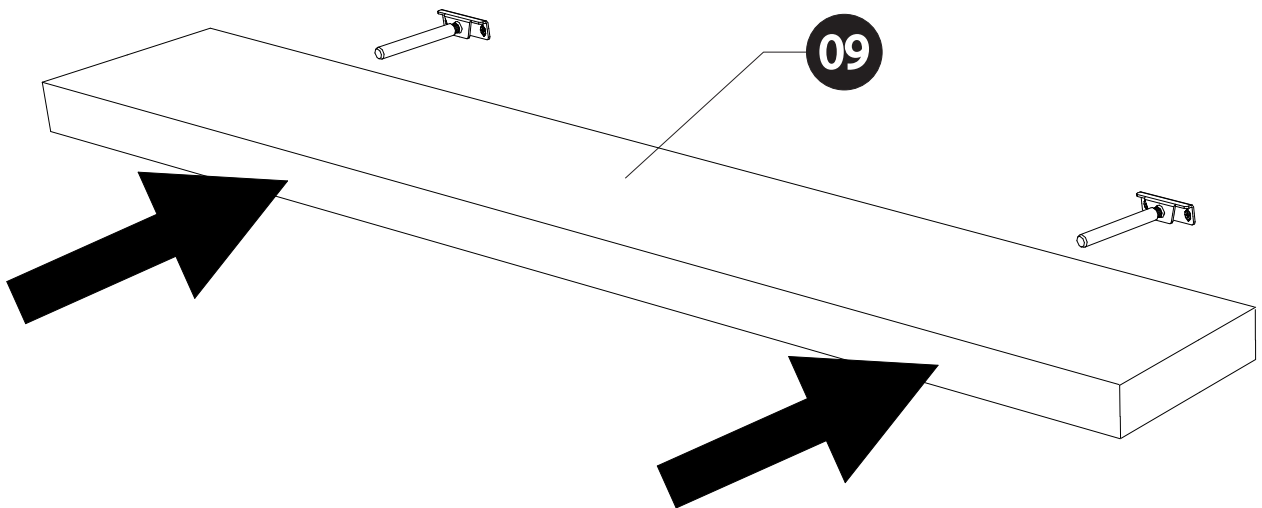
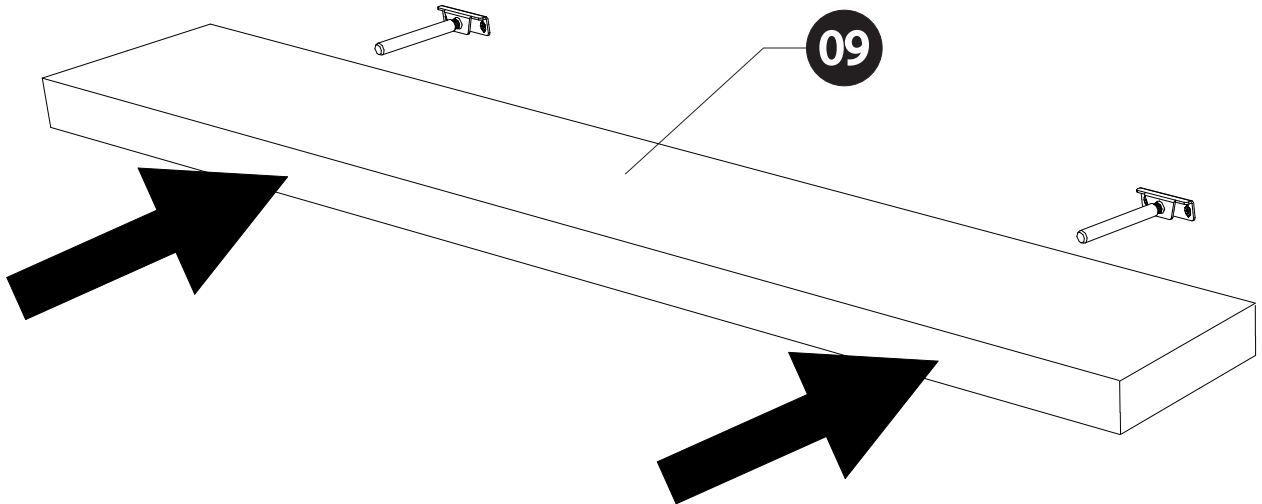


2



3



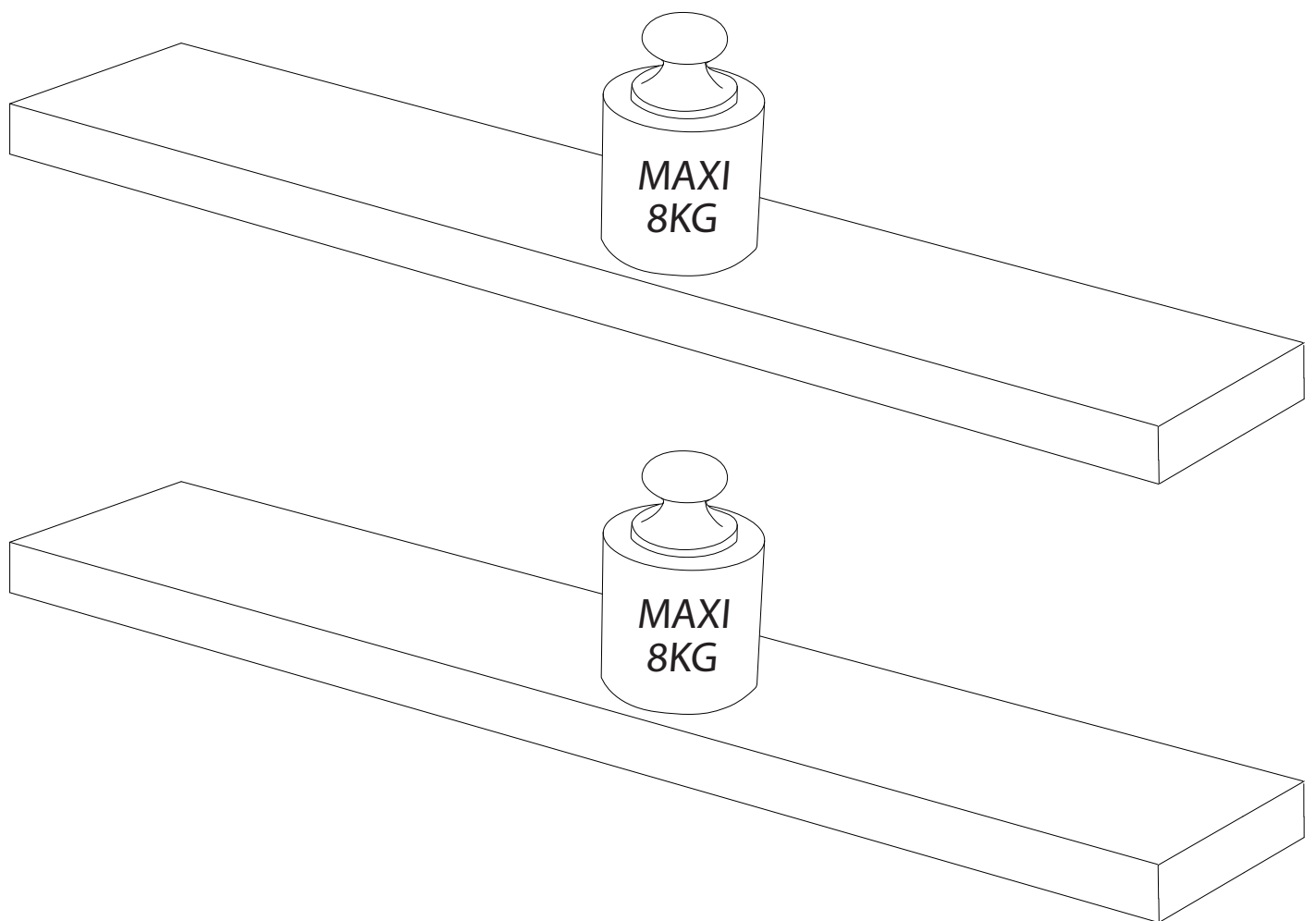


RUSH 4405:

Jeu de 2 étagères murale composé de panneaux de particules revêtus papier décor chêne.

L.105 cm - H.3,8 cm - P.22 cm.

A monter soi-même.



"Les meubles contenant des panneaux à base de bois (panneaux de particules, panneaux de fibres, contreplaqué...) peuvent émettre des substances polluantes dans l'air intérieur. Il est ainsi recommandé, après l'installation du meuble dans son logement, d'aérer fréquemment la pièce concernée pendant au moins quatre semaines afin de réduire son exposition aux polluants émis par le meuble."