



44 Avenue Paul Girard  
10500 DIENVILLE  
FRANCE  
www.sciae.com

# TIAGO

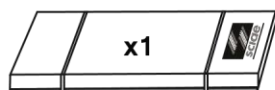
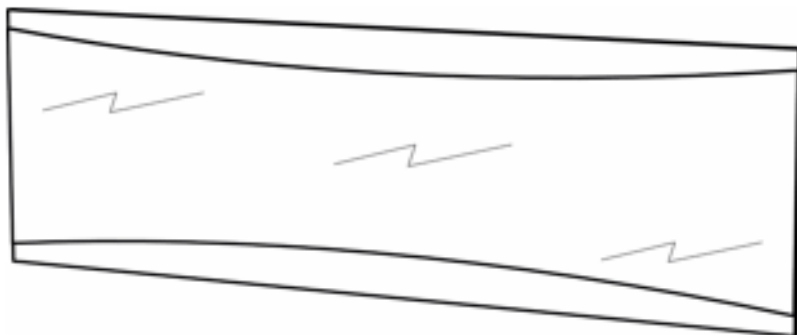
INDICE A - 27/10/2020

TIAGO 3619/3638 MIROIR N°23 Réf : 19SA/SB1711


**TIAGO 3619 : EAN 3102000108889**

**TIAGO 3638 : EAN 3102000109084**


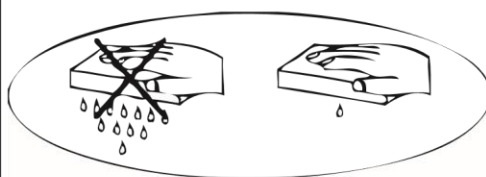
**NOTICE DE MONTAGE**  
ASSEMBLING INSTRUCTIONS  
MONTAGEANLEIUNG  
MANUAL DE MONTAJE  
MONTAGEVOORSCHRIFT  
INSTRUÇÕES DE MONTAGEM  
ISTRUZIONI DI MONTAGGIO  
ИНСТРУКЦИЯ ПО СБОРКЕ  
Naputci za montažu



Package 1: 23 Kg



- F** POUR L'APRES-VENTE, RETOURNEZ AU MAGASIN AVEC CETTE NOTICE
- GB** FOR THE AFTER SALES, GO BACK TO THE SHOP WITH THIS ASSEMBLY INSTRUCTION
- D** WENDEN SIE SICH BITTE AN IHREN HANDLER UND GEBEN SIE IHM DIE KENNUMMER DES MOBELS UND DIE TEILNUMMER
- E** EN CASO DE SERVICIO POST-VENTA DEBEN DE VOLVER A LA TIENDA CON LAS INSTRUCCIONES DE MONTAJE
- NL** VOOR SERVICE NA VERKOOP, GA NAAR UW LEVERANCIER MET DEZE MONTAGE HANDLEIDING
- P** PARA O POS VENDA, VOLTE A LOJA COM ESTA FOLHA
- I** SERVIZIO POST VENDITA: E NECESSARIO PRESENTARSI SUL PUNTO VENDITA CON QUESTE ISTRUZIONI DI MONTAGGIO
- RU** ДЛЯ ПОСЛЕПРОДАЖНОГО ОБСЛУЖИВАНИЯ ПРОСЬБА ОБРАТИТЬСЯ В МАГАЗИН ПРЕДЪЯВИВ НАСТОЯЩУЮ ИНСТРУКЦИЮ ПО СБОРКЕ
- HR** U SLUČAJU REKLAMACIJE, VRATITE SE NA PRODAJNO MJESTO S OVIM UPUTAMA ZA MONTAŽU



FRANCAIS

Recommandations de démontage :

En cas de déménagement, il convient de procéder au démontage de votre meuble, en ôtant toute la visserie.

ENGLISH

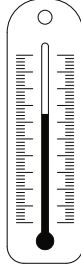

Disassembly advices:

In case of moving, it is needed to dismantle the furniture removing the fittings.

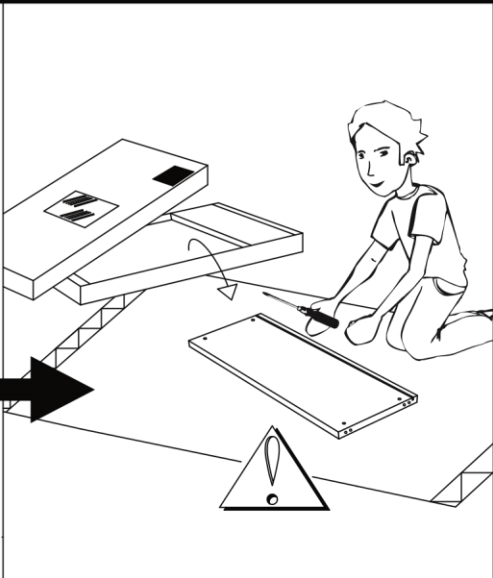
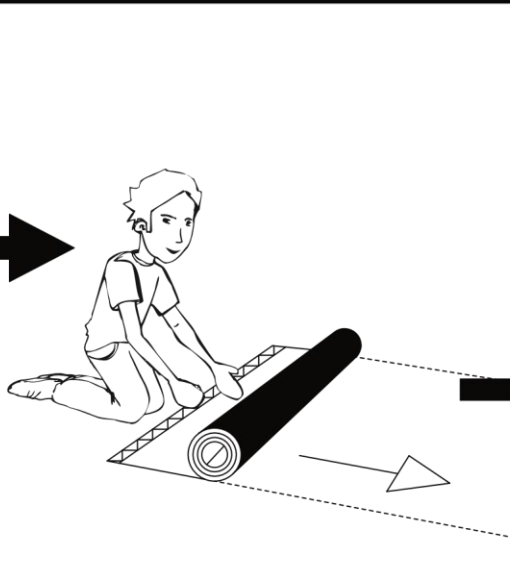


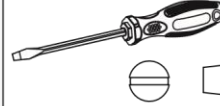
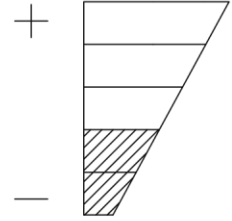
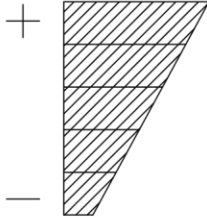
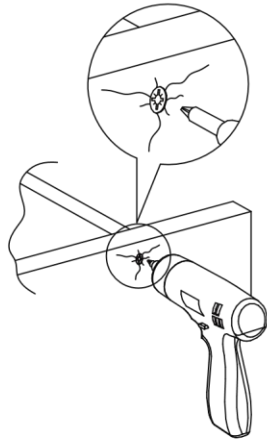
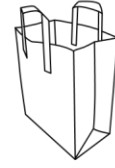
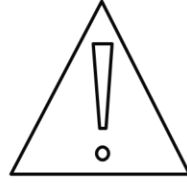
DEUTSCH

Empfehlungen für die Demontage:

Bei Transport bitte alle Beschläge demontieren.

|   |   |
|---|---|
|  |   |
| +40°C   | +104°F  |
|   | +15°C   |
| +59°F   |   |
|   |  |
|   | HYGROMETRIE<br>HYGROMETRY   |
|   | 40%-65%   |





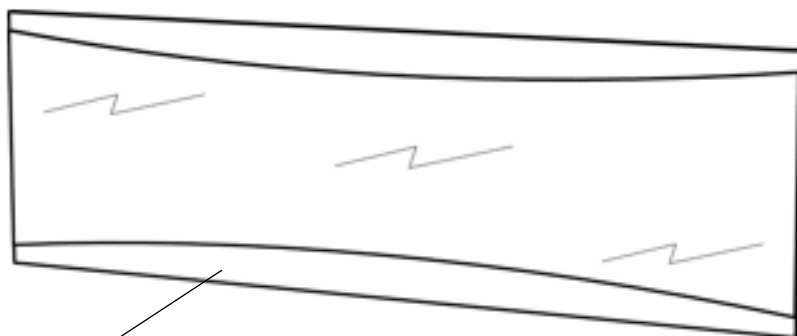
TIAGO 3619-3638 :



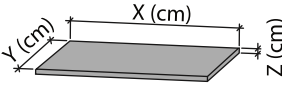
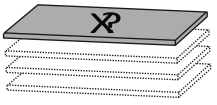


Miroir composé de panneaux de particules revêtus papier uni noir laqués gris anthracite brillant (TIAGO3619) ou noir brillant (TIAGO3638).

Glace claire argentée teintée gris L.180 cm - H.55 cm - P.2 cm.

A monter soi-même.

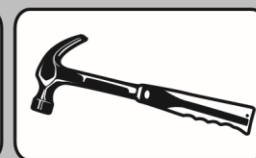
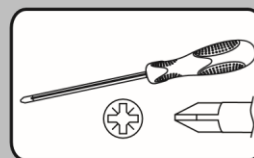


**Z1**

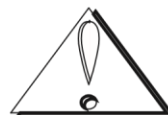
| DESIGNATION |  | N° |   |  |
|-------------|--|----|--|--|
| MIROIR      | 191 x 63.5 x 3   | Z1 |  | 1  |



# 1

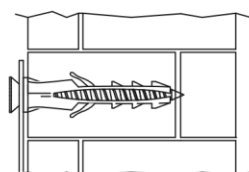
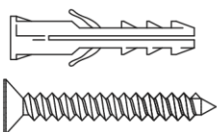


Il existe une grande diversité de types de murs ou cloisons, c'est la raison pour laquelle nous ne pouvons vous fournir le type exact de fixation. Il est nécessaire d'identifier le type de paroi à laquelle vous allez fixer ce produit afin de vous procurer les fixations appropriées. Voici quelques exemples de fixations conseillées pour:

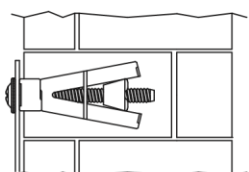
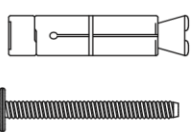


## LES MURS PLEINS

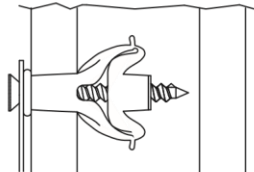
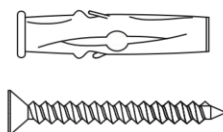
CHEVILLE NYLON "FISCHER"



CHEVILLE D'ANCRAGE METAL

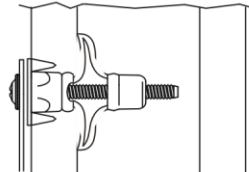
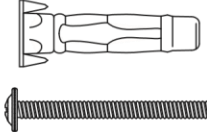


CHEVILLE D'ANCRAGE A AILETTES EN NYLON

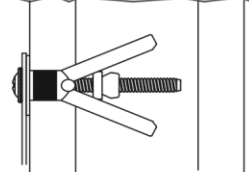
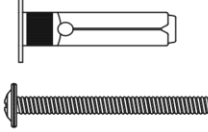


## LES CLOISONS CREUSES

CHEVILLE METALLIQUE A EXPANSION



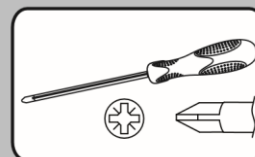

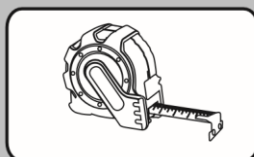
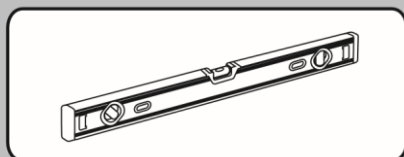
CHEVILLE "MOLLY"



Utiliser une taille de forêt adaptée à la quincaillerie utilisée et au type de mur.

## MALT MIROIR N°23

# 2



"Les meubles contenant des panneaux à base de bois (panneaux de particules, panneaux de fibres, contreplaqué...) peuvent émettre des substances polluantes dans l'air intérieur. Il est ainsi recommandé, après l'installation du meuble dans son logement, d'aérer fréquemment la pièce concernée pendant au moins quatre semaines afin de réduire son exposition aux polluants émis par le meuble."

TIAGO MIROIR N°23

